

# Welcome to the Northland Family



Learners who Share  
Citizens who Care  
Leaders who Dare



# Programme Overview

<b>TIME</b>	<b>PROGRAMME</b>
<b>0830</b>	<b>Webinar Admission of Parents and Students</b>
<b>0900</b>	<b>Principal's address</b>
<b>0910</b>	<b>Year Head's address</b>
<b>0925</b>	<b>Briefing on NDLP</b>
<b>0945</b>	<b>Subject Based Banding Briefing</b>
<b>1000</b>	<b>End of Webinar</b>



Learners who Share  
Citizens who Care  
Leaders who Dare



# Principal's Address

Mr Lim Kok Hwa



Learners who Share  
Citizens who Care  
Leaders who Dare



# The People of Northland Secondary

## Northstar

A term of endearment for students of Northland Secondary.



## Starmaker

The competent & caring staff of Northland Secondary





# Our Value Proposition for Northstars



Northland Secondary, *an inviting school with a positive schooling experience* that brings out the best in Northstars to be **Learners who Share, Citizens who Care and Leaders who Dare**



# What We Strive to Achieve

- ❑ Northland Secondary a second home for Northstars, where they feel safe and cared for
- ❑ Northstars are Life-Long Learners who are Future-Ready
- ❑ Northstars of Character and Values
- ❑ High Expectations, High Support, High Care for Northstars



# What's New in Secondary School?

**1** Depth & Breadth of Curriculum

**2** CCA is Compulsory

**3** A Personal Learning Device



# How Can Parents Help Their Child?

**1**

Be an Active Partner in Education

**2**

Journey with your Child

**3**

Establish routines & boundaries for your child



# Guiding Philosophy & Beliefs

## **Northland an Inviting School**

- Safety & Well-Being a Priority
- Conducive environment for teaching, learning and work

## **Starmakers Our Pride**

- Starmakers are Northland's most important assets
- Starmakers make the difference!

## **Northstars Our Focus**

- Northstars at the centre of everything we do
- Every Northstar matters





Thank You



# **Briefing on Administrative Matters by Sec 1 Assistant Year Heads**

**Ms Hartini Idris &  
Ms Zahra Mohamed**



Learners who Share  
Citizens who Care  
Leaders who Dare



[ABOUT NORTHLAND](#) ▾[ACADEMIC CURRICULUM](#) ▾[STUDENT MATTERS](#) ▾[STUDENT DEVELOPMENT CURRICULUM](#) ▾[SEC 1 REGISTRATION 2026](#) ▾[USEFUL LINKS](#) ▾[CONTACT US](#) ▾

P



NORTHLAND SECONDARY SCHOOL

Secondary 1 Registration\*

23rd December (Tuesday)

8:30 am to 10:00 am

\*Sec 1 registration will be held via webinar; details will be shared via PG.

SEC 1 REGISTRATION 2026

Announcements



[ABOUT NORTHLAND](#) ▾[ACADEMIC CURRICULUM](#) ▾[STUDENT MATTERS](#) ▾[STUDENT DEVELOPMENT CURRICULUM](#) ▾[SEC 1 REGISTRATION 2026](#) ▾[USEFUL LINKS](#) ▾[CONTACT US](#) ▾[HOME](#) / [SEC1 REGISTRATION 2026](#) / [WELCOME](#)

# Welcome

## Welcome

[Purchase of Books](#)[Sec 1 Booklist](#)[Purchase of Uniform](#)[Financial Assistance Scheme  
\(FAS\)](#)[Appeal for Transfer \(Non  
Medical\) to Northland  
Secondary School](#)[Frequently Asked Questions  
\(FAQ\)](#)



# Purchase of Uniform



Take a photo of  
this slide.

MODE	ONSITE PURCHASE (School)	ONLINE ORDER (Home Delivery OR Self Collection)*strongly encouraged
<b>DATES</b> 	<b>22-23 December (Mon, Tue) SEC 1 ONLY</b> <b>26 December (Fri)</b> <b>29 December (Mon)</b>  Alternatively, you may also visit store at: Chop Kong Chong Sembawang Shopping Centre, #02-13 Open every day from 11:30am till 8:00pm	<b>Last Day of Order: 23 December</b>  Orders made on the webstore after 23 Dec 2025 will not be delivered to your home address in time for school opening.
<b>BUSINESS OPERATION HOUR</b>	<b>Mon - Fri (9am - 3pm)</b> <b>Lunch time (12:30pm - 1:30pm)</b>	



Learners who Share  
Citizens who Care  
Leaders who Dare



# Financial Assistance Scheme Application

(Singapore Citizens only)



## New application

- Submit an online form through the school website
- You will be notified by the school of the outcome once the FAS form is processed

## Renew application

- Email to the school and indicate that you require transport subsidy.
- Collection date for books and uniform will be made known via email.



Learners who Share  
Citizens who Care  
Leaders who Dare



# Guidance Team

**(For parents who want to find out more about the school's Counselling, After-school Engagement and Special Needs Support)**



**Mr Abdul Razak**

**Head of Department Education Support  
Key Personnel in-charge of Student Wellbeing**

Email: [abdul\\_razak\\_masiran@moe.edu.sg](mailto:abdul_razak_masiran@moe.edu.sg)  
Tel: 62576781 (Ext. 206)



**Ms Liao CaiZhuang**

**Subject Head Education Support  
Key Personnel in-charge of Student Wellbeing**

Email: [liao\\_caizhuang@moe.edu.sg](mailto:liao_caizhuang@moe.edu.sg)  
Tel: 62576781 (Ext. 123)

**Mr Andy Png Zhi Chong**

**Senior School Counsellor (SSC)**

Email: [png\\_zhi\\_chong@moe.edu.sg](mailto:png_zhi_chong@moe.edu.sg)  
Tel: 62576781 (Ext. 266)

**Ms Natsha Tan**

**School Counsellor (SC)**

Email: [tan\\_yi\\_hui\\_g@moe.edu.sg](mailto:tan_yi_hui_g@moe.edu.sg)  
Tel: 62576781 (Ext. 266)

**Ms Peck Wee Boon**

**Special Education Needs Officer (SENO)**

Email: [peck\\_wee\\_boon\\_a@moe.edu.sg](mailto:peck_wee_boon_a@moe.edu.sg)  
Tel: 62576781 (Ext. 125)

**Mr Hosea Ho**

**Student Welfare Officer (SWO)**

Email: [ho\\_wei\\_kwang\\_hosea@moe.edu.sg](mailto:ho_wei_kwang_hosea@moe.edu.sg)  
Tel: 62576781 (Ext. 268)





# Administration – Part 1

Please download Parents Gateway (PG) if you have not done so.

This will be the main platform of communication from school and teachers.

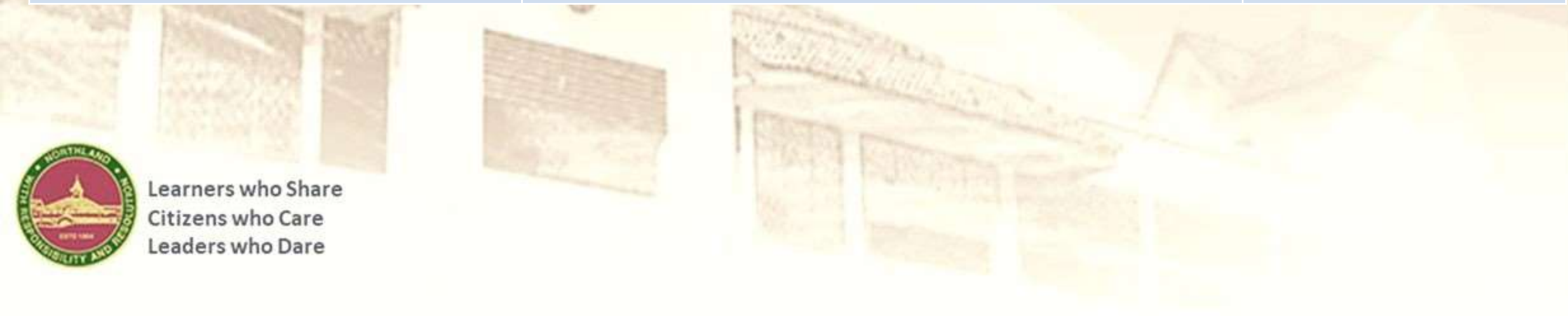






# Administration – Part 2

Forms for Completion	Weblinks/QR Code	Deadline
Parental Consent for the Purchase of Personal Learning Device  (For all students)	Provide Consent by clicking <b>YES in the PG message</b> and complete the via Use of Edusave funds for the PLD  <b><a href="https://go.gov.sg/edusaveformsgs">https://go.gov.sg/edusaveformsgs</a></b> <b>o</b>	<b>2nd Jan 2026</b>



Learners who Share  
Citizens who Care  
Leaders who Dare



# Administration – Part 3

## **Parent Support Group**

The PSG plays a significant part in supporting the school to deliver a quality and holistic education. It also supports various programmes to enable greater understanding and bonding between parent and their children.

You would also be connected to a network of parents with whom you would be able to interact. In addition, it enables parents to play a supporting role in your child's journey in secondary school.

We strongly encourage all parents to be a member of the PSG.




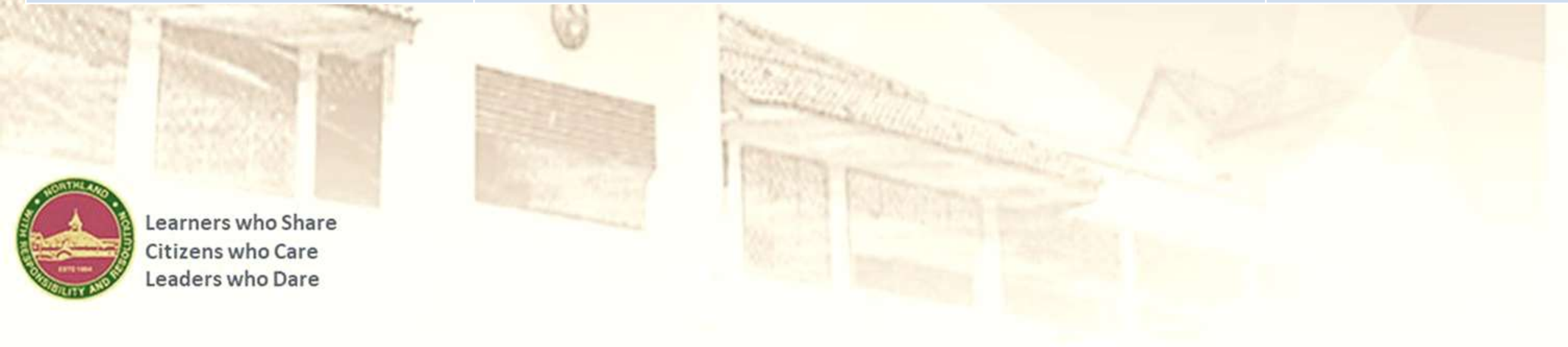
Learners who Share  
Citizens who Care  
Leaders who Dare





# Administration – Part 3

Forms for Completion	Weblinks/QR Code	Deadline
<p>3. Registration Form for Parent Support Group</p> <p>(For parents who are interested in joining the PSG)</p>	 <p>Please indicate your interest to be part of the PSG at the link: <a href="https://go.gov.sg/psg-signup-2026">https://go.gov.sg/psg-signup-2026</a> or scan the QR code. The PSG will be in touch with you.</p>	<p><b>10 January 2026</b></p>



Learners who Share  
Citizens who Care  
Leaders who Dare





# ***ELECTIVE PROGRAMMES***

**Art** Elective Programme (AEP) or  
**Music** Elective Programme (MEP)



# ***ELECTIVE PROGRAMMES***

## What are the **Art & Music** Elective Programmes (**AEP/MEP**)?

- Special MOE programmes started since 1982 for students with **passion** and **aptitude** in art/music so that they can further **deepen** their knowledge, skills and appreciation in these areas
- Develops students to be **well-rounded leaders** who are advocates for the arts
- Provide **enriched art/music learning environment** for students to pursue in-depth study into art/music



Learners who Sh  
Citizens who Car  
Leaders who Dar



# Art Elective Programme (AEP)



## Art Elective Programme (AEP) 4-year programme

**The AEP curriculum aims to develop students as practitioners, scholars, advocates and leaders in the arts. The curriculum includes:**

- An extended and balanced art curriculum comprising studio practice and art criticism components.
- Exposure to a range of art materials, media and creative processes.
- Access to specialised studio facilities, equipment and resources.
- Collaborative learning experiences with other AEP students through combined schools events and workshops.
- Opportunities to learn from arts industry professionals, and higher education students and staff about the arts and creative industries.
- Opportunity to offer G3 Higher Art\*.

*\*For the 2027 graduating cohort who will be sitting for the new Singapore-Cambridge Secondary Education Certificate (SEC) examinations, they will be offering G3/G2/G1 syllabuses and exams, which map to the current O/N(A)/N(T)-Level syllabuses and exams respectively across all subjects.*



Learners who Share  
Citizens who Care  
Leaders who Dare



# AEP CENTRES

## Schedule & Lesson Timing

AEP Centre	Lower Sec	Upper Sec
<b>National Junior College</b> <b>37 Hillcrest Road,</b> <b>Singapore 288913</b>	<b>Tuesdays</b> (3.00 – 6.00pm)	<b>Thursdays</b> (3.00 – 6.00pm)

## Find out more!

Programme	Weblinks
<b>AEP</b>	<a href="https://moe.gov.sg/aep">https://moe.gov.sg/aep</a>



<https://go.gov.sg/2024-aep>

*The schedule reflected here may be subject to change.*



Learners who Share  
Citizens who Care  
Leaders who Dare



# MOE Music Programmes



## Music Elective Programme (MEP) 4-year programme

The **MEP curriculum** aims to develop students as practitioners, scholars, advocates and leaders in the arts. The curriculum includes:

- An extended and balanced music curriculum that develops skills in Listening, Creating, Performing and Research
- An in-depth study of Asian, Classical, Jazz, Popular and Multimedia genres
- Access to specialised facilities such as practice studios, music technology equipment and other resources (e.g. scores and audio-visual materials)
- Opportunities to learn and collaborate with MEP and EMP students from other schools
- Opportunities to learn from music industry professionals through masterclasses and studio sessions
- Opportunity to offer G3 Higher Music\*.

*\*For the 2027 graduating cohort who will be sitting for the new Singapore-Cambridge Secondary Education Certificate (SEC) examinations, they will be offering G3/G2/G1 syllabuses and exams, which map to the current O/N(A)/N(T)-Level syllabuses and exams respectively across all subjects.*



Learners who Share  
Citizens who Care  
Leaders who Dare



# MEP CENTRES

## Schedule & Lesson Timing

	Centres	Lower Sec	Upper Sec
MEP	<b>Anglo-Chinese School (Independent)</b> 121 Dover Road, Singapore 139650	<b>Thursdays</b> (3.30 – 5.30pm)	<b>Fridays</b> (3.00 – 6.30pm)
	<b>Dunman High School</b> 10 Tanjong Rhu Road, Singapore 436895	<b>Wednesdays</b> (3.30 – 5.30pm)	<b>Mondays</b> (3.30 – 6.45pm)

Find out more!

Programme	Weblinks
<b>MEP</b>	<a href="https://moe.gov.sg/mep">https://moe.gov.sg/mep</a>



<https://go.gov.sg/2024-mep>



Learners who Share  
Citizens who Care  
Leaders who Dare

*The schedule reflected here may be subject to change.*





# ***IMPORTANT DETAILS***



# First Week of School

## Friday, 2 January

Assembly time: 7:20am

Dismissal time: 12:40pm

Attire: **Red Northland Polo t-shirt** + school pants/skirt

## Monday, 5 January

Assembly time: 7:20am

Dismissal time: 2pm

Attire: **White uniform shirt** + school pants/skirt

Sec 1 students are to **report to the school hall** on the first day.



Learners who Share  
Citizens who Care  
Leaders who Dare



# CCA Exhibition & Parents Evening

**Date:** 9 Jan (Friday)

**Time:** 2 pm – 4pm (CCA Exhibition)  
4pm – 6pm (Parents Evening)

**Venue:** School Hall, Classroom

*A Parents Gateway message will be sent out to confirm your attendance to the event.*



Learners who Share  
Citizens who Care  
Leaders who Dare



# 9 Jan: CCA Exhibition

Choosing the right co-curricular activity will shape your child's entire school experience.

Our CCA exhibition is designed specifically for you and your new Secondary 1 child to **explore** the exciting range of activities available.

Walk through each booth together, watch live demonstrations, speak directly with CCA teachers and current student leaders, and **see firsthand what each activity involves**. Your child will get to try hands-on activities, ask questions about commitment levels and training schedules, and envision themselves as part of these vibrant communities.

Your **guidance and presence** during this decision-making process will help ensure your child chooses a CCA that sets them up for a fulfilling and well-rounded school journey ahead.



Learners who Share  
Citizens who Care  
Leaders who Dare



# 9 Jan: Parents Evening

Meet face-to-face with your child's **class mentors** who have been working with them, hear directly from **our principal and year heads** about school expectations and exciting upcoming events, and explore the very **classroom** where your child learns and grows each day.

You'll have the chance to ask any questions that matter to you, and gain invaluable insights into their **school life**.

Parents Evening isn't just an event – it's your window into understanding how your child thrives at school and how we can work together to **support** their continued success.



Learners who Share  
Citizens who Care  
Leaders who Dare



# Full Subject Based Banding (FSBB)



**Ms Jillian Khong**  
**HOD 21CC**



Learners who Share  
Citizens who Care  
Leaders who Dare



# What is Full Subject-Based Banding?

- Full Subject-Based Banding (Full SBB) is part of MOE's ongoing efforts to **nurture the joy of learning** and **develop multiple pathways** to cater to the different strengths and interests of our students.
- With Full SBB, we are moving towards a secondary school education where **students learn each subject at the level that best caters to their overall strengths, interests and learning needs.**



# Rationale of Full SBB

Full SBB aims for students to:



Have **greater ownership of their learning** according to their strengths, interests and learning needs



Develop a **growth mindset and an intrinsic motivation** to learn for life



Have **more opportunities to interact with friends** of different backgrounds, strengths and interests



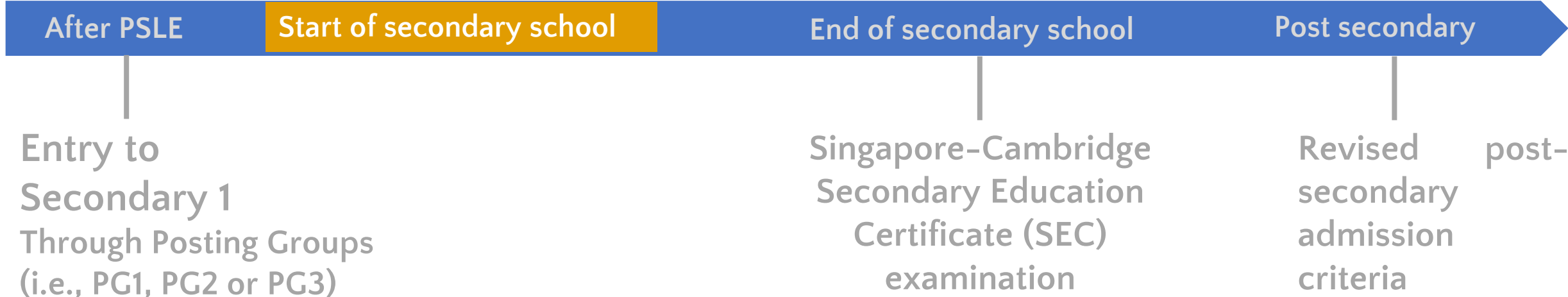
Have **more options for post-secondary pathways**, while ensuring they have strong fundamentals and can thrive in their chosen pathway



# Secondary school experience under Full SBB

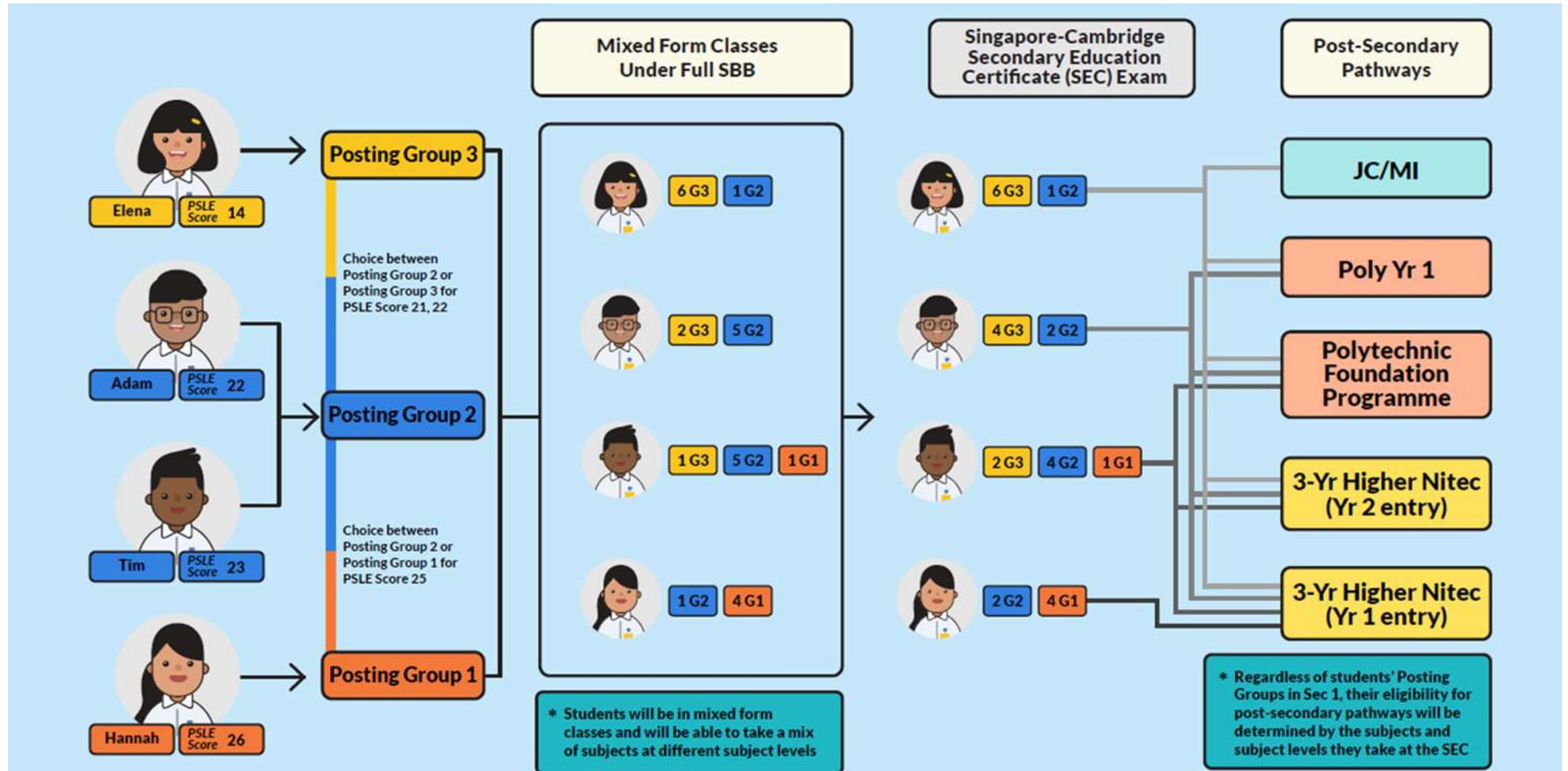
## Secondary school experience

1. Mixed form classes upon entering secondary school
2. Common curriculum subjects at lower secondary
3. Subjects to be offered at G1, G2 or G3, mapped from the standards of the N(T), N(A) and Express subject levels respectively
4. Greater flexibility to offer subjects at various subject levels
5. Shift away from stream-based subject offerings





# Example: Secondary school experience under Full SBB





# Posting Groups and Subject Levels

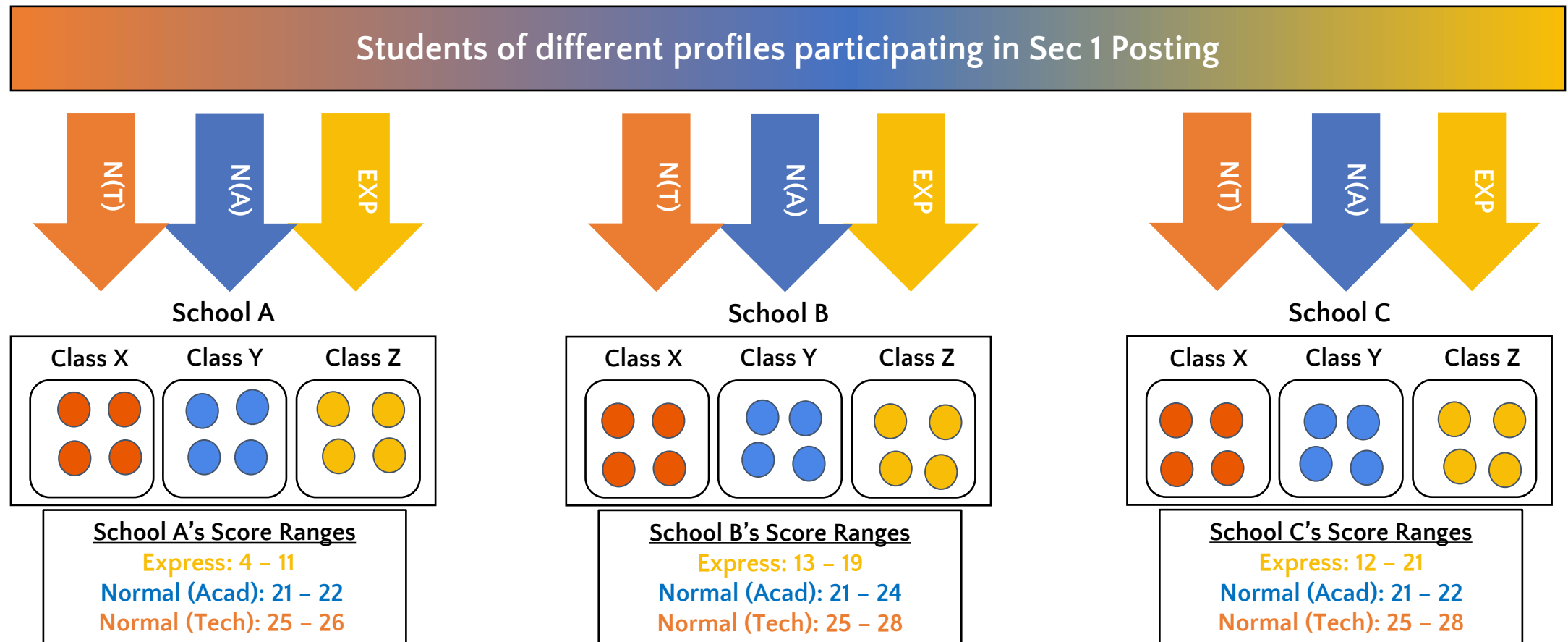
- Students will be posted to Secondary 1 through three Posting Groups – Posting Group 1, 2, and 3.
- Posting Groups will only be used for:
  - Facilitating entry into secondary school.
  - Guiding the subject levels students offer at the start of Secondary 1.
    - They do not define students' identities, nor influence learning experiences and access to post-secondary pathways.

PSLE Score	Posting Groups	Indicative level of most subjects at start of Secondary 1
4 – 20	PG3	G3
21 and 22	PG2 or PG3	G2 or G3
23 and 24	PG2	G2
25	PG1 or PG2	G1 or G2
26 – 30 (with AL 7 in EL and MA)	PG1	G1



# Mixed Form Classes in Lower Secondary

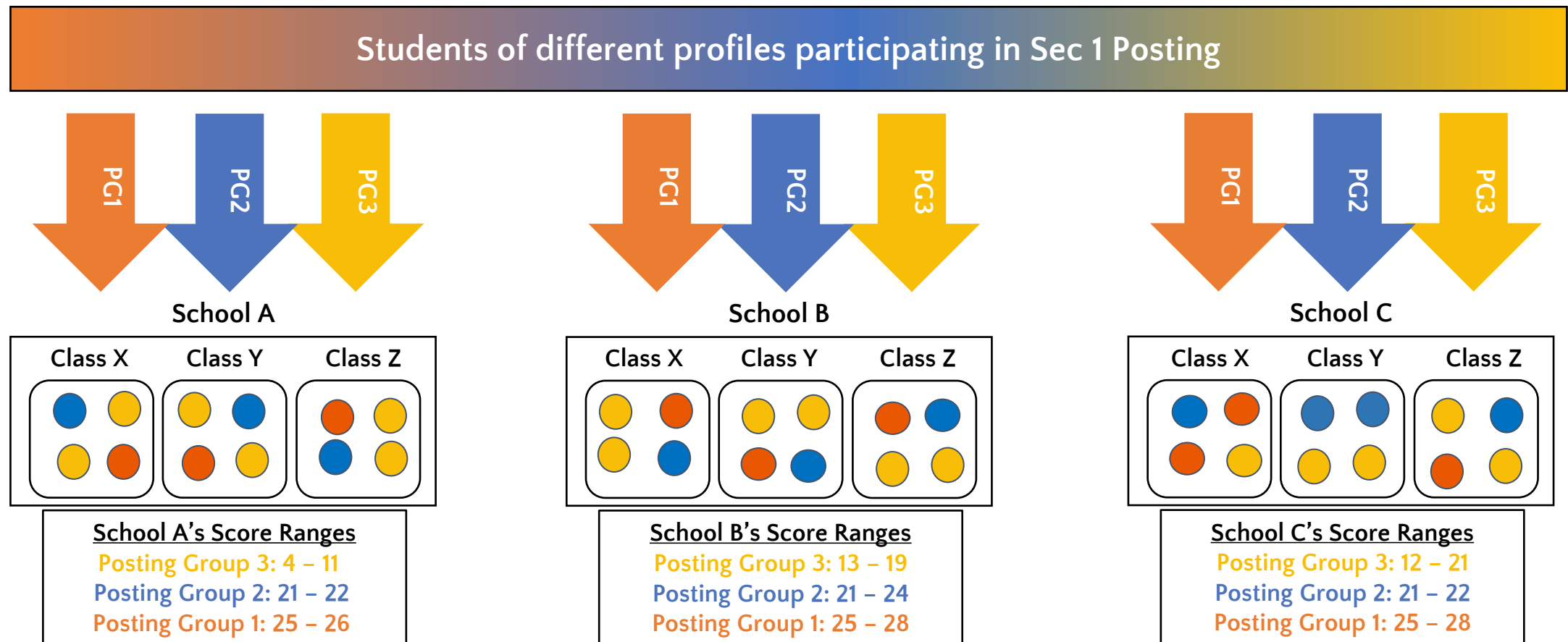
- Prior to Full SBB implementation, students are arranged in stream-based form classes and interact with peers of similar profiles.





# Mixed Form Classes in Lower Secondary

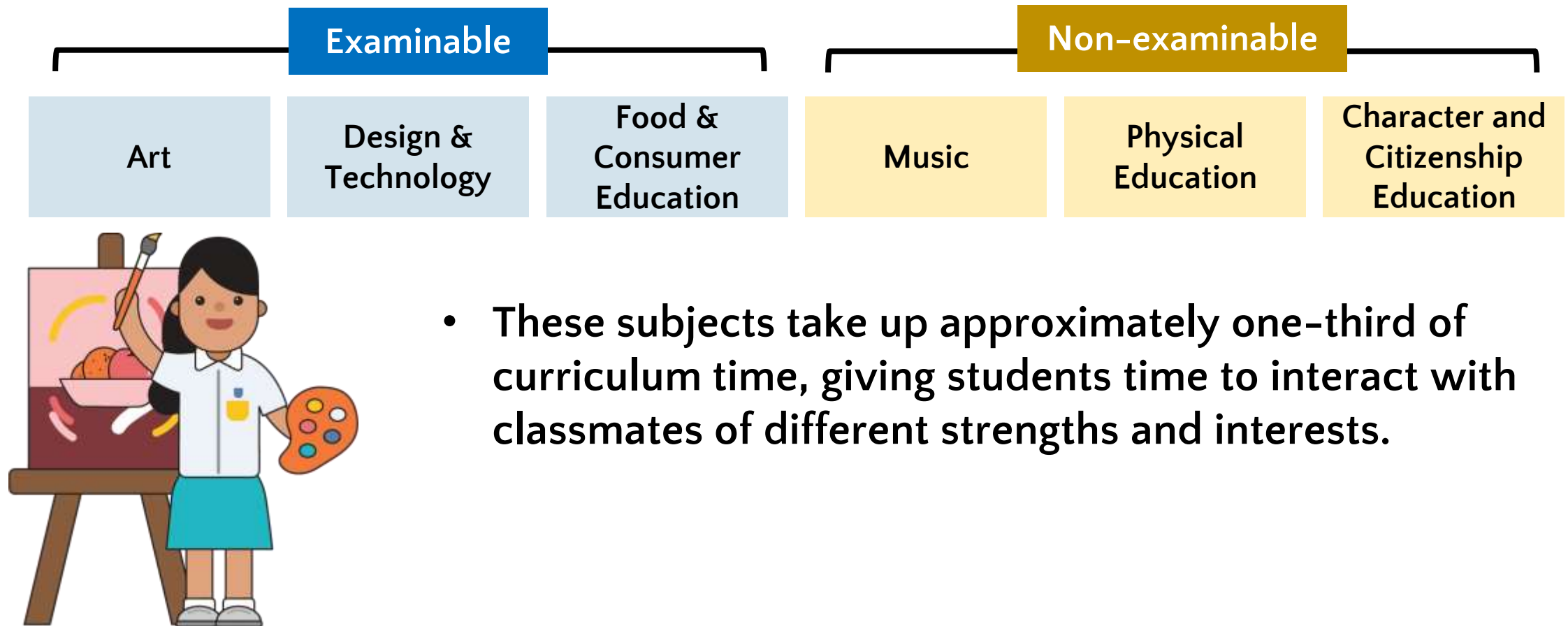
- With Full SBB, students will be placed in mixed form classes in lower secondary.
- More opportunities for students to interact with other students of different strengths.





# Common Curriculum Subjects

- Students will take six common curriculum subjects with their form class classmates:





# Subject Levels under Full SBB

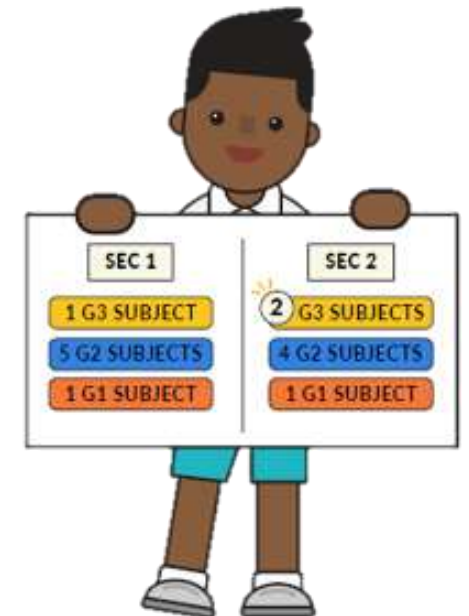
- Students can offer different subjects at different subject levels (i.e., G1, G2 or G3) according to their strengths, interests and learning needs, throughout their secondary school journey.
- These subject levels, G1, G2 or G3, are mapped from the standards of N(T), N(A) and Express subject levels respectively.



# Subject Levels under Full SBB

- Students are required to take compulsory subjects at G1, G2 or G3.
- Subject level at the start of Secondary 1 is based on their PSLE Score and indicated by Posting Groups.

PSLE Score	Posting Groups	Indicative level for most subjects at start of Secondary 1
4 – 20	PG3	G3
21 and 22	PG2 or PG3	G2 or G3
23 and 24	PG2	G2
25	PG1 or PG2	G1 or G2
26 – 30 (with AL 7 in EL and MA)	PG1	G1





# Lower Secondary Subject Offerings

Examinable subjects	G1	G2	G3
English Language			
Mother Tongue Languages			
Mathematics			
Science			
Humanities (Geography)			
Humanities (History)			
Humanities (Literature in English)			
Art	Common Curriculum Subjects		
Design & Technology			
Food & Consumer Education			
Non-examinable subjects	G1	G2	G3
Character and Citizenship Education & Assembly	Common Curriculum Subjects		
Physical Education			
Music			
G1 Humanities (Social Studies, Humanities Exposure Modules)			



# Offering Subjects at More Demanding Levels



- For **English Language, Mother Tongue Languages, Mathematics and/or Science**, students can offer them at the start of Secondary 1 at a more demanding level if they meet the eligibility criteria.

Eligibility criteria for <u>English Language, Mathematics, Science, Mother Tongue Languages</u>			
Posting Group	PSLE Standard grade	PSLE Foundation grade	Option to offer subject at
PG2	AL 5 or better	-	G3
PG1	AL 5 or better	-	G2 / G3
	AL 6	AL A	G2

## Eligibility criteria for Higher Mother Tongue Languages (from 2026 Sec 1 cohort onwards)

AL 1/AL 2 in Mother Tongue Language;  
or  
Distinction/Merit in Higher Mother Tongue Language

- Students can offer **Humanities subjects** at a more demanding level from Secondary 2 onwards, based on their results in Secondary 1.



# Offering Subjects at Less Demanding Levels



- Eligible students may offer some subjects at a less demanding level from Secondary 1.
- Students who offer subjects at a less demanding level may subsequently offer the subject at a more demanding level as they gain greater competence and confidence in the subject.



# Offering Subjects at Less Demanding Levels

- Students can offer to take subjects at a less demanding level based on the following considerations:

## Mother Tongue Languages:

Indicative level of most subjects at start of Secondary 1	PSLE Grade (Standard Mother Tongue Language)	PSLE Grade (Foundation Mother Tongue Language)	Option to offer at
G3	AL 6	AL A	G2
	AL 7-8	AL B-C	G1 or G2
G2	AL 7-8	AL B-C	G1

## English Language, Mathematics and/or Science:

Indicative level of most subjects at start of Secondary 1	PSLE subject level for English Language, Mathematics and/or Science	Option to offer at
G3	Foundation level	G2



# Subject Level Flexibility Throughout Secondary Education

- Beyond the start of Secondary 1, students may adjust their subject levels across their secondary school journey.
  - E.g. Students can also offer English Language, Mathematics, Science and/or Mother Tongue Languages at a more demanding level from Secondary 1 Semester 2.

Current subject level	School-based results	Option to offer subject at
G1	$\geq 75\%$ in the specific subject	G2 starting from next semester
G2	$\geq 75\%$ in the specific subject	G3 starting from next semester



# Subject Level Flexibility Throughout Secondary Education

- In upper secondary, students may offer **elective subjects** (e.g. Additional Mathematics, Art, Design & Technology) at a subject level suited to their strengths, interests and post-secondary aspirations.



# Progression to Secondary 2

- All students will generally progress to Secondary 2.
  - Teachers will check in with students and parents to discuss the subjects and respective subject levels that best suit the student.
- Students can offer certain subjects at a more demanding level based on his/her interest and learning progress.





# What's next?

Animated slide



Secondary 1 & 2

End of Secondary 2

Secondary 3 & 4

## Deciding on upper secondary subject combinations

All students will offer between 5 and 9 examinable subjects for upper secondary.

## Upper secondary

Students will continue to have flexibility to offer subjects at different subject levels, including elective subjects (e.g. Additional Mathematics, Art, Design & Technology).



# Offering Subjects at More Demanding Level in Upper Secondary

- Students may offer subjects at MDL in Secondary 3 based on school's holistic considerations, which include students' subject-specific performance and their ability to cope with all subjects.
- For Humanities, students must first offer the compulsory Humanities at a subject level that he or she is comfortable with. Depending on students' readiness and ability, students may offer a second Humanities subject of a different discipline at G2 or G3.



# Offering Subjects at Less Demanding Level in Upper Secondary

- Students are encouraged to offer subjects at as high a level as possible instead of offering them at a less demanding level as this may prematurely narrow students' post-secondary options.
- If students are unable to cope with the subject levels at which they are offering, there is flexibility to offer the subject(s) at a less demanding level based on the school's holistic considerations after considering other possible options to support the student.



## End of Secondary 4/5

### Singapore-Cambridge Secondary Education Certificate (SEC) Examination

From 2027, students will sit for the new SEC examinations, with different papers for each subject level.

5<sup>th</sup> year of secondary education will continue to be available for eligible students.

- This allows them to pace their learning and possibly offer subjects at a more demanding level to access more post-secondary pathways.

Students taking at least	POST-SEC PATHWAYS					
	ITE Year 1 Entry	ITE Year 2 Entry	Polytechnic Foundation Programme (PFP)	Polytechnic Year 1	Millennia Institute	Junior College
6 G3 subjects	✓	✓	NEW ✓	✓	✓	✓
5 G3 subjects	✓	✓	NEW ✓	✓	✓	NEW ✓
4 G3 + 1 G2 subjects	✓	✓	NEW ✓	NEW ✓		
5 G2 subjects	✓	✓	✓			
4 G1 subjects	✓	NEW* ✓	*Students who offer 4 G1 subjects will join Year 1 of Higher Nitec, and may be offered the accelerated pathway if they meet academic requirements during their Year 1 Semester 1 examinations. <b>This pathway will allow them to attain a Higher Nitec in a shorter duration of about two years.</b>			

\*For students who meet ITE's Year 1 academic requirements



# What's next?

## End of Secondary 4/5

### Singapore-Cambridge Secondary Education Certificate (SEC) Examination

From 2027, students will sit for the new SEC examinations, with different papers for each subject level.

5<sup>th</sup> year of secondary education will continue to be available for eligible students.

- This allows them to pace their learning and possibly offer subjects at a more demanding level to access more post-secondary pathways.

## Post-Secondary

### Admission to post-secondary education institutes

Admission criteria have been progressively updated to recognise students taking different combinations of subjects and subject levels.

- E.g., Polytechnic Foundation Programme (PFP) has been expanded to allow access to students offering G3 subjects, or a mix of G2 and G3 subjects.



# Admissions to JC/MI

- From 2028 JC1 cohort, JC admission criteria will be revised from L1R5 to L1R4;
  - This allows students to recalibrate curriculum load by offering one fewer subject, and use freed-up time to pursue their interest and strengthen development of 21st Century Competencies e.g. through CCA or school programmes

1) Qualifying threshold for JC revised to  $L1R4 \leq 16$  and retained at  $L1R4 \leq 20$  for MI

	Aggregate Scores (computed with G3 subjects)	Qualifying Threshold
Junior College	L1R4	$\leq 16$
Millenia Institute	L1R4	$\leq 20$

2) Minimum subject grade requirements will remain

Subject	Grade
English Language	1-6 at G3
Mathematics (Elementary/Additional)	1-7 at G3
Any one Mother Tongue Language	Higher Mother Tongue Language: 1-8 at G3 Mother Tongue Language: 1-7 at G3; 1-5 at G2; A-D at G1



# Admissions to JC/MI

**JC/MI aggregate score will include Language, Humanities and Mathematics/Science subjects**

- This ensures that students continue to cope with the academic rigour of the A-Level pathway

JC/MI aggregate score composition	Subjects
First Language (“L1”)	English or Higher Mother Tongue
Relevant Subject 1 (“R1”)	Best-scoring subject from Humanities
Relevant Subject 2 (“R2”)	Best-scoring subject from Mathematics or Science
Relevant Subject 3 (“R3”)	Best-scoring subject from Humanities, Mathematics or Science
Relevant Subject 4 (“R4”)	Any best-scoring subject except Religious Knowledge

- **Bonus points cap will be lowered from four to three**
  - Students who apply through the Joint Admission Exercise (JAE) and are selected for Language Elective Programme (LEP) continue to be eligible for two bonus points on top of this cap for admission to respective JCs



# Admissions to Polytechnic Foundation Programme (PFP)

- **Students offering G3 subjects, or a mix of G2 and G3 subjects will be allowed to access PFP**
  - For purposes of admission to PFP, the requirements for English, Math, the 'Relevant' [R] subject and 'Best' [B] subjects will be mapped at the G2 level, instead of G3.
  - Admissions to the PFP will continue to entail the same entry requirements such as the ELMAB3 (English, Mathematics, Best 3 Subjects) raw aggregate score of 12 points or better, and the subject requirements for English Language, Mathematics and 'Relevant' subjects.
  - The minimum G2 grades are indicated in the table below.



# Admissions to Polytechnic Foundation Programme (PFP)

- The minimum G2 grades are indicated in the table below.

Subject specific requirements for PFP	
G2 Subjects	New grade requirement
English Language	3
Mathematics	3
Relevant Subjects	3
Two “Best” Subjects	4

Grade Mapping Table from G3 to G2	
G3	G2
A1, A2, B3	1
B4, C5, C6	2
D7	3
E8	4
F9	5
-	6



# Admissions to Polytechnic Year 1

From 2028, one 'Best' [B] subject can be fulfilled at G2 or G3 as part of the ELR2B2 aggregate score for admission to Polytechnic Year 1

- Students who offer both [B] subjects at G3 will have the [B] subject with a lower grade mapped from G3 to G2 based on a grade mapping table.
- Correspondingly, the net aggregate cut-off will be adjusted from 26 points to 22 points.

ELR2B2	
Subjects	Subject Level
English Language (EL)	G3
2 Relevant Subjects (R2)	
One of the [B] Subjects	
2nd [B] Subject	G2 (G3 subject to be mapped to G2 grade)

Grade Mapping Table from G3 to G2	
G3	G2
A1, A2, B3	1
B4, C5, C6	2
D7	3
E8	4
F9	5
-	6



# Admissions to ITE Year 1

- From AY2028 ITE intake, admissions requirements for entry to **Year 1** of **3-year** Higher Nitec courses will be set at G1
- ITE aggregate score will be computed based on four G1 subjects
- G3 and G2 grades will be mapped to G1 based on the grade mapping table

Grade Mapping Table (G3 to G2 to G1)			ITE Aggregate Score
G3	G2	G1	
A1 - B3	1	A	1
B4 - C6	2	A	
D7	3	A	
E8	4	B	2
F9	5	C	3
-	6	D	4
-	-	E	5



# Admissions to ITE Year 2

- From AY2028, ITE intake, admission requirements for direct entry into Year 2 of three-year Higher Nitec courses will be set at G2
- Student must obtain an ELMAB3 aggregate of 19 points or better, based on G2 grades
- Students with G2 subjects, or a mix of G2 and G3 subjects will be able to apply for direct entry into Higher Nitec Year 2. G3 grades will be mapped to G2 based on the grade mapping table

Grade Mapping Table from G3 to G2	
G3	G2
A1, A2, B3	1
B4, C5, C6	2
D7	3
E8	4
F9	5
-	6





**Supporting your child through their  
Secondary School Journey**



# How can you support your child?

- Learn more about their strengths, skills, interests, learning styles and aspirations.
- Encourage your child to be open and think about possible education and career opportunities.
  - There are many post-secondary education options for students to explore. Find one that best suit their strengths, skills, interests and learning styles.



# How can you support your child?

**Support**

**Affirm**

**Familiarise**

**Empathise**



# How can you support your child?

- Here's how you can journey with your child:
  - Connect with them
    - Set aside time to listen and understand how they are coping with school and CCA, their thoughts and feelings.
    - Create opportunities outside of school that would help you and your child recognise their interests, skills, strengths and learning styles.
  - Support them to learn for life
    - Stay open to the possible education and career pathways that are available and be flexible in discussing these pathways with them.
    - Trust their abilities to grow to become better versions of themselves, while being careful not to project your expectations on them.
    - Encourage them to take ownership of their goals and plans.



# Resources

## Video – Heart to Heart Talk



<https://go.gov.sg/h2htep2>

## ECG Tips for Parents



<https://go.gov.sg/tips-for-parents>





**Find out more about Full SBB**



# Visit the Full SBB Microsite

<https://go.gov.sg/moe-fsbb>



## What is Full SBB?

Full SBB is part of MOE's ongoing efforts to nurture the joy of learning and develop multiple pathways to cater to the different strengths and interests of our students.




## Secondary school experience under Full SBB

Find out more about Secondary 1 postings, form classes, subject offerings, Common Curriculum and other changes under Full SBB.



## FAQ

Read this list of commonly asked questions and answers on Full SBB.



## Timeline

2020

Start of Full SBB pilot in 28 secondary schools

2021

First cohort of Primary 6 students undergo new PSLE scoring and Secondary 1 (S1) posting system

2022-2024

Progressive roll-out of Full SBB to more secondary schools

2027



# Find out more about Full SBB

## Microsite




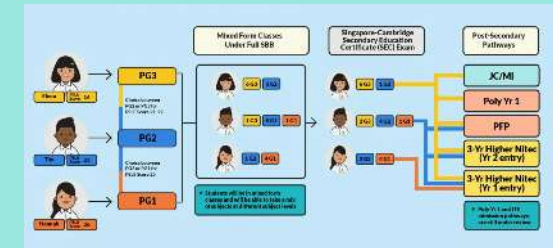
<https://go.gov.sg/moe-fsbb>

## Interactive Site (Updated Mar 2024)



<https://go.gov.sg/my-fsbb-path>

## Infographic (updated Mar 2024)



<https://go.gov.sg/fsbb-pathways>



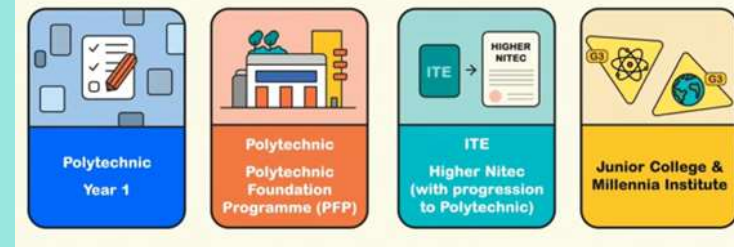
# Find out more about Full SBB

## MOE Explainer Video



<https://go.gov.sg/moe-fsbb-explainer>

## MOE Explainer Video: Post-Secondary Pathways under Full SBB



<https://go.gov.sg/moe-fsbb-postsec>





Thank you



# **National Digital Literacy Programme (NDLP) Briefing**



**Mr David Lim**  
**HOD ICT**



Learners who Share  
Citizens who Care  
Leaders who Dare



# Agenda

- 1. Overview of the NDLP and the PLD Initiative**
- 2. Learning with a PLD in in Northland**
- 3. Supporting Students in Safe and Effective Use of Devices**
- 4. Device and Funding Information**
- 5. What's next?**





# Intended Outcomes of the PLD Initiative

The use of the PLD for teaching and learning aims to:



**Support the  
Development of Digital  
Literacies**



**Support self-directed and  
collaborative learning**



**Enhance Teaching and  
Learning**





# Learning with a PLD in Northland Secondary School



ICT Department

Northland Secondary School | *Learners who Share . Citizens who Care . Leaders who Dare .*



# How will your child/ ward use the PLD?

**At Northland Secondary School, your child will be using the PLD for ...**

1. Active learning in all subjects
2. Authentic learning tasks
3. Alternative assessments
4. Home-Based Learning
5. Coding and AI Applications in Applied Learning Programme





# Supporting Students in the Safe and Effective Use of the Devices



ICT Department

Northland Secondary School | *Learners who Share . Citizens who Care . Leaders who Dare .*



# Cyber Wellness Concerns Identified by Local Studies/Surveys



**Harmful Online  
Content**



**Gaming and  
associated risks**



**Cyberbullying**



**Excessive social  
media use**

*\* Refer to [Slide 67](#) for the references of the research papers cited in this slide.*



# Supporting Students in the Safe and Effective Use of the Devices

To enable a safer digital environment for learning with the use of PLDs, schools have implemented the following measures:

- School rules on digital device use
- Classroom management and routines
- Cyber Wellness Education in CCE
- Partnering parents/guardians to support students in their use of technology for learning
- MOE Device Management Application (DMA) to support a safer digital environment for learning



# Classroom Management and Routines

<b>G</b>	<b>ET READY!</b>	<ul style="list-style-type: none"><li>• Chromebook fully charged at the start of the day</li><li>• Screen Down</li><li>• Wait for Teacher's instructions</li></ul>
<b>E</b>	<b>NGAGE in Learning</b>	<ul style="list-style-type: none"><li>• Be Present, physically and mentally!</li><li>• Participate actively in all learning activities!</li></ul>
<b>A</b>	<b>LERT</b> your teachers	<ul style="list-style-type: none"><li>• When you face cyber issues such as cyberbullying or inappropriate content</li><li>• When you face technical issues with your chromebook</li></ul>
Be <b>R</b>	<b>ESPONSIBLE</b> for your own learning	<ul style="list-style-type: none"><li>• Record all homework/tests in your Calendar!</li><li>• Take notes to summarize your learning!</li><li>• Complete all tasks assigned to you.</li></ul>
<b>U</b>	<b>PHOLD the Responsible Use Policy</b>	
<b>P</b>	<b>ROTECT</b> your password & your device	<ul style="list-style-type: none"><li>• Lock up your Chromebook.</li><li>• Lock the doors when you leave your classroom!</li></ul>



ICT Department

Northland Secondary School | *Learners who Share . Citizens who Care . Leaders who Dare .*



# Cyber Wellness Education

## Educating students on Cyber Wellness

MOE has made significant changes to the Character and Citizenship Education. Cyber Wellness lessons will feature significantly in the CCE lessons.

Topics covered in the Cyber Wellness lessons include:

- Cyber Use
- Cyber Identity
- Cyber Relationships
- Cyber Citizenship
- Cyber Ethics





# Parents'/Guardians' Role

We would like to partner parents/guardians to ensure that students are well supported in their use of technology for learning.

As parents/guardians, you can help in the following ways:

- Model good digital habits for your child/ward e.g. parents/guardians not using devices during family meals.
- Know your child/ward well, and have conversations with your child/ward about safe and responsible use of technology.
- Set ground rules for internet/device usage.
- Encourage your child/ward to use productivity tools using his/her PLD, to organise information and simplify tasks for efficiency.





# Role of Device Management Application (DMA)

- Your child's/ward's PLD will be installed with a Device Management Application (DMA) to provide a safer digital environment for learning.
- Installation of the DMA will be performed after the collection of the device. Students will be guided on the installation.
- This applies to both devices purchased through the school and pre-existing student-owned devices.
- The DMA will be **funded by MOE** and will be **uninstalled** from the device **when your child/ward graduates/leaves the school**.





# Role of Device Management Application (DMA)

## In-School DMA Settings (Default)

Schools will determine DMA settings for **in-school use**. As a default, these settings will continue to be in place after school as well:

- MOE and the school will set the level of web content filtering, including filtering out objectionable content or content that may not be conducive to teaching and learning (e.g. social media, pornography, gambling, or websites containing extremist content)
- Students will be able to use the device from **<7 a.m. to 10 p.m.>** daily
- The school will determine the apps and programs to be installed to support teaching and learning





# Role of Device Management Application (DMA)

## Providing Parents/Guardians with Greater Choice for After-School PLD Use

*The school will provide parents/guardians with more information on exercising the options.*

Default	Option A	Option B
<b>In-school DMA settings will continue after school hours</b>	<b>Parents/Guardians can modify the DMA settings after school hours</b>	<b>Parents/Guardians can choose to disable DMA after school hours</b>
For parents/guardians who want their child's/ward's use of the device to be restricted only to teaching and learning, and prefer to leave it to the school to decide on DMA settings after school hours.	For parents/guardians who want more leeway over the use of the device, and prefer to take charge of the level of restrictions for their child's/ward's use of the device after school hours.	For parents/guardians who do not want their child's/ward's use of the device to be regulated by DMA after school.

- Having default school settings continue after school hours is the best option for parents/guardians who prefer not to, or do not feel ready to manage their child's/ward's device use on their own.
- Parents/guardians can request to change their choice of DMA settings at any time.





# Role of Device Management Application (DMA)

## Deciding on the Choice of After-School DMA Option

Parents/guardians may wish to consider the following questions before deciding after-school DMA option which is best for your child's/ward's learning.

Parents will be invited to make the option at a later date.

### 1. Child's/ward's current device usage habits

- How much time does my child/ward spend on their device?
- How well is my child/ward able to regulate their device usage on their own?
- Does my child/ward get easily distracted while doing online learning?

### 2. Parents'/Guardians' involvement

- How confident and familiar am I with managing my child's/ward's cyber wellness?
- Are there existing routines and open conversations on the use of the Internet at home?
- Am I aware of how to prevent different types of cyber threats that my child/ward might face?

*Have a conversation with your child/ward to talk about which setting is best for your child's/ward's learning.*





# Role of Device Management Application (DMA)

## Data Collected by the DMA

The DMA does **NOT** collect any of the following data:

- Login IDs and passwords entered into websites or into any applications
- Actions performed (e.g. posts, online comments, items added to a shopping cart, etc.) when visiting websites and using apps
- Documents and photos stored in the PLDs
- PLD location
- Webcam videos and microphone recordings





# Device and Funding Information



ICT Department

**Northland Secondary School** | *Learners who Share . Citizens who Care . Leaders who Dare .*



# Northland Secondary School's PLD



## Acer TravelMate Spin TMB312RN-31

The school has chosen the PLD because of:

- Light Weight (1.49kg)
- Supports full versions of productivity software. Eg Microsoft Office
- Windows environment – same as Post-Sec education





# Northland Secondary School's PLD



The school will be using the **Acer TravelMate Spin TMB311RN-33 Convertible** for teaching and learning.

**Total Cost with GST: \$735.70**

Processor: Intel N250

MEMORY: Upgrade to 16GB LPDDR5 RAM

WARRANTY & INSURANCE: Add-on 4th Year  
Warranty & Insurance




ICT Department

Northland Secondary School | *Learners who Share . Citizens who Care . Leaders who Dare .*



# 4 Years Insurance Coverage

---

Insurance Coverage	Claimable
<ul style="list-style-type: none"><li>● Fire</li><li>● Lightning</li><li>● Power Surges</li><li>● Accidental e.g water spillage, drop etc</li><li>● Theft due to forcible entry</li><li>● Robbery</li></ul> <p>* Accidental loss will not be covered by insurance.</p>	2 repairs or 1 replacement 





# Technical Support for Students' Devices

---

Technical support will be provided to students through:

Service Desk set up in school during breaks and after school on a weekly basis

- Troubleshooting of device issues
- Solve connectivity issues
- Collection of devices to be sent for repairs

Vendor's service centre – Repair of devices (hardware issues)





# Funding Support for Singapore Citizen (SC) Students

- **The cost of the device bundle can be paid using your child's Edusave account**, after setting aside provision for payment of second-tier miscellaneous fees.
- To ensure the affordability of devices, MOE has provided Edusave top-ups from 2020 to 2023 to all eligible Singaporean students in primary and secondary schools.
- This is on top of the **annual \$290** credited into the Edusave account for Secondary School students.





# Funding Support for Singapore Citizen (SC) Students

## MOE FAS

**$GHI \leq \$4000$**

**$PCI \leq \$1000$**

50% subsidy of cost  
or or \$350, whichever  
is lower

Remaining 50%  
(\$385.70) can be paid  
using child's Edusave  
Account

## SUBSIDY

**$\$4000 < GHI \leq \$5,500$**

**$\$1000 < PCI \leq \$1375$**

30% subsidy of device  
cost or \$200,  
whichever is lower

Remaining 70%  
(\$535.70) can be paid  
using child's Edusave  
Account

## NO SUBSIDY

**$GHI > \$5500$**

**$PCI > \$1375$**

Not eligible for  
subsidy

Device cost (\$735.70)  
can be paid using  
child's Edusave  
Account

Gross Household Income (GHI)

Per Capita Income (PCI) - PCI is GHI divided by the number of household members



ICT Department

Northland Secondary School | *Learners who Share . Citizens who Care . Leaders who Dare .*



# Funding Support for Non-Singapore Citizen Students

- Permanent residents (PR) and international students (IS) who need support could apply for subsidies, particularly those whose Gross Household Income (GHI) is below \$5500 or Per Capita Income (PCI)# is below \$1375.
- For more details, please approach general office.





# What's Next



ICT Department

**Northland Secondary School** | *Learners who Share . Citizens who Care . Leaders who Dare .*



# What's Next

## For Singapore Citizens (SC) Students

Time Frame	Activity
<b>By 2 Jan 2026, Friday</b>	Indicate your consent for Procurement and Use of Edusave by clicking <b>YES</b> via the PG message  Access: <a href="https://go.gov.sg/edusaveformsgso">https://go.gov.sg/edusaveformsgso</a> to set up a PDLP Standing Order
<b>From Feb 2026</b>	Collection of Devices by students (Parents will be informed via PG)

\* **Parents Gateway** would be used to convey information and to facilitate the purchase.

ICT Department

**Northland Secondary School** | *Learners who Share . Citizens who Care . Leaders who Dare .*





# What's Next

For Permanent Residents (PR) / International Students (IS)

Time Frame	Activity
<b>By 2 Jan 2026, Friday</b>	Indicate your consent for Procurement and Use of Edusave by clicking <b>YES</b> via the PG message
<b>From Jan 2026</b>	Parent/ Guardian to make payment via Giro / Paynow
<b>From Feb 2026</b>	Collection of Devices by students (Parents will be informed via PG)

\* **Parents Gateway** would be used to convey information and to facilitate the purchase.



ICT Department

**Northland Secondary School** | *Learners who Share . Citizens who Care . Leaders who Dare .*



# Collection of Devices

Your child/ward will be collecting his/her device in school from Feb 2026.

If you would like to verify the condition of the device during collection with your child/ward:

- You may arrange to collect the device at the vendor's service/collection centre\* or appoint an adult proxy to do so.
- Your child/ward would need to bring the device to school and arrange for the school's IT department to install the DMA.

Please approach the school for further advice or clarification if you would like to make this arrangement.





# Important Contacts/ Helplines

To access/find out more about...	Contact/Helpline
Edusave Balance	6260 0777
Financial assistance available	6257 6781 (School's General Office)/ Email to <a href="mailto:northland_ss@moe.edu.sg">northland_ss@moe.edu.sg</a>
NDLP in Northland	Please email your queries to: <a href="mailto:northland_ss@moe.edu.sg">northland_ss@moe.edu.sg</a>





# THANK YOU



ICT Department

**Northland Secondary School** | *Learners who Share . Citizens who Care . Leaders who Dare .*